



CATALOGUE 2020-2021

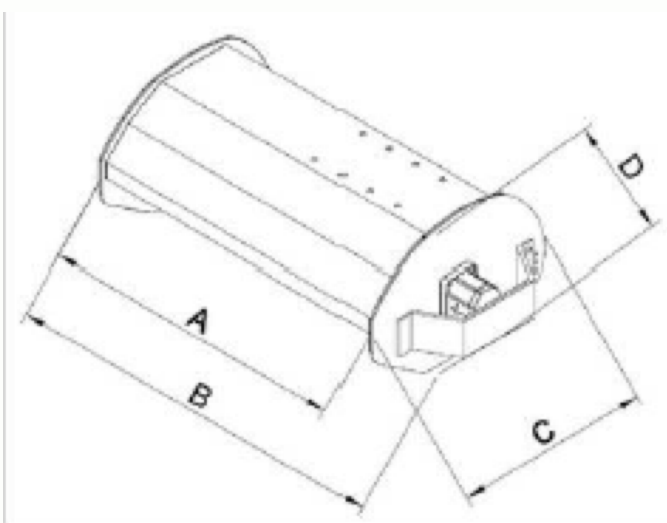







Suitable for excavators from 2,5 to 6 tons, to shred grass and small bushes up to 3-4 cm of diameter



TELPX 80 TELPX 100

A	810	1060
B	1010	1260
C	720	720
D	420	420



MODEL					
	m	m	Kg	L/min	Bar
TELPX 80	0,81	1,10	170	38-60	180-190
TELPX 100	1,06	1,26	190	38-60	170-180

N.B. The total weight of the machine is the sum of the weight of the machine, the weight of the self-levelling support and the weight of the coupling plate

EQUIPMENT

	80	100
DOUBLE FRAME	•	
REAR ADJUSTABLE ROLLER	•	
HELICOIDAL ROTOR	•	
MOTOR PROTECTIVE CASING	•	
GEAR HYDRAULIC MOTOR WITH DRAINAGE	•	
CALIBRATED MAXIMUM PRESSURE VALVE	•	
CONNECTION HYDRAULIC HOSES WITH PROTECTIVE SHEATH L = 160 cm	•	
ROUGH FIXING COUNTER-PLATE	•	
Rotor cod. 7001	•	
CAST IRON ENGINE WITHOUT DRAINAGE	OPTION	
SELF-LEVELING SUPPORT	OPTION	
TAILORED MADE COUPLING PLATE	OPTION	
BELTS DRIVE	OPTION	
Rotor cod. 7002	OPTION	OPTION
Rotor cod. 7021	OPTION	
• STANDARD		

STANDARD

COD. 7001
 Ø: 340 mm
 TELPX 80 n°28
 TELPX 100 n°36



COD. 7002

Ø: 340 mm
 TELPX 80 n°28+14
 TELPX 100 n°36+18



COD. 7021

Ø: 340 mm
 TELPX 80 n°14
 TELPX 100 n°18

