



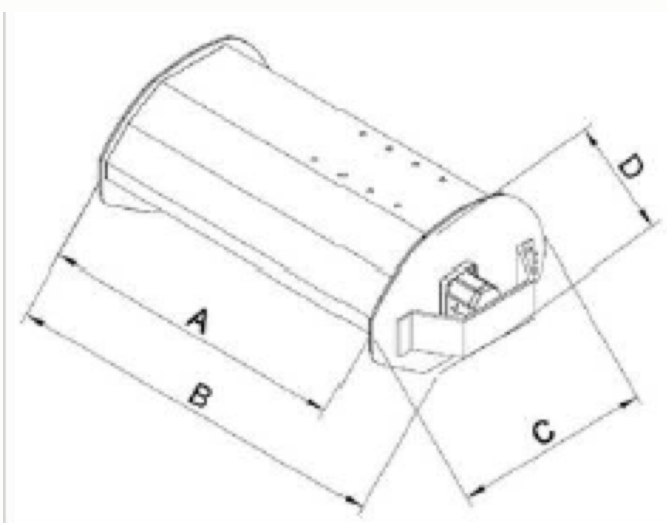
CATALOGUE 2020-2021








Suitable for excavators from 1,5 to 2,2 tons, to shred grass and small bushes up to 2-3 cm of diameter



	TELB 60	TELB 80
A	600	800
B	750	950
C	450	450
D	300	300



MODEL					
	m	m	Kg	L/min	Bar
TELB 60	0,6	0,75	75	26-33	170-180
TELB 80	0,8	0,95	80	30-33	170-180

N.B. The total weight of the machine is get summing, the weight of the machine, the weight of the self-leveling support and the weight of the high plate.

EQUIPMENT

	60	80
DOUBLE FRAME	•	
REAR ADJUSTABLE ROLLER	•	
HELICOIDAL ROTOR	•	
MOTOR PROTECTIVE CASING	•	
GEAR HYDRAULIC MOTOR WITH DRAINAGE	•	
CALIBRATED MAXIMUM PRESSURE VALVE	•	
CONNECTION HYDRAULIC HOSES WITH PROTECTIVE SHEATH L = 160 cm	•	
ROUGH FIXING COUNTER-PLATE	•	
Rotor cod. 7006	•	
CAST IRON ENGINE WITHOUT DRAINAGE	OPTION	
SELF-LEVELING SUPPORT	OPTION	
TAILORED MADE COUPLING PLATE	OPTION	
Rotor cod. 7022	OPTION	OPTION
• STANDARD		

STANDARD

COD. 7006

Ø: 230 mm
TEL60 n°28
TEL80 n°40



COD. 7022

Ø: 230 mm
TEL60 n°14
TEL80 n°20

